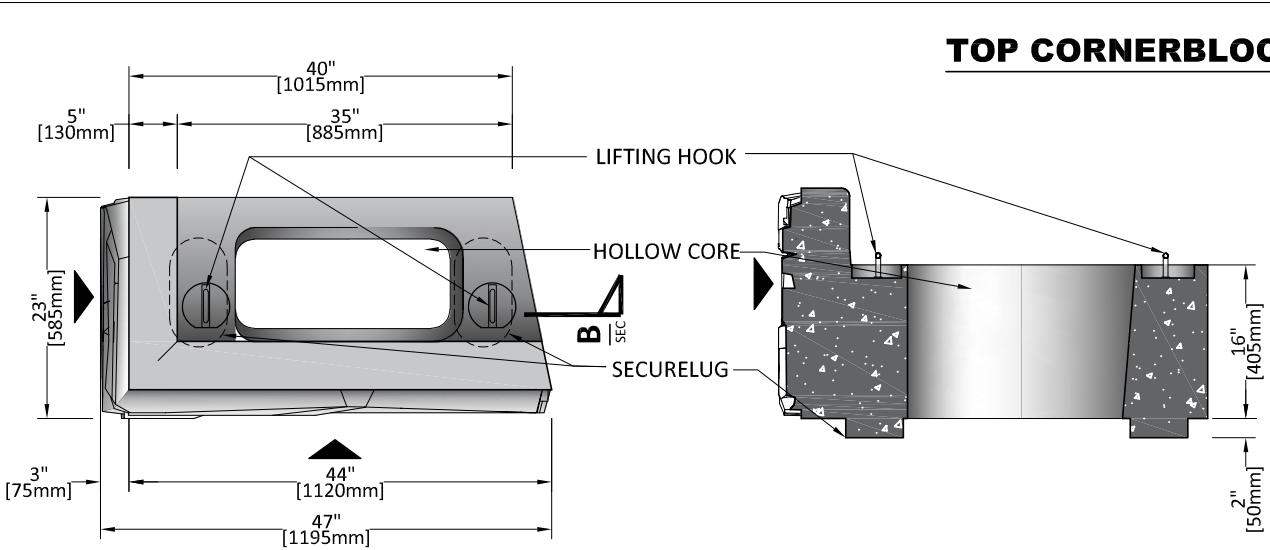


PLAN (R-SIDE)

SECTION - C



PLAN (L-SIDE)

SECTION - B

DESCRIPTION	IMPERIAL	METRIC
Face Width	47"	1195 mm
Side Width	23"	585 mm
Height	24"	610 mm
Face Area	11.67 ft <sup>2</sup>	1.08 m <sup>2</sup>
Weight (±)	1500 lbs	680.40 kg
Setback	2.4°	

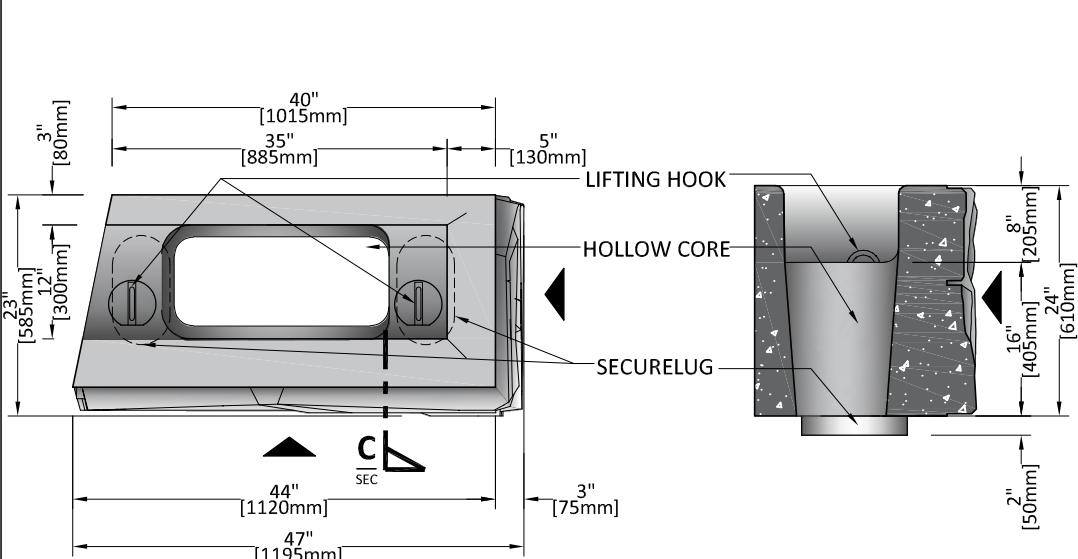


GENERAL NOTES:

These drawings are intended solely to act as an aid when designing a wall. This drawing should not be used for final design or construction.

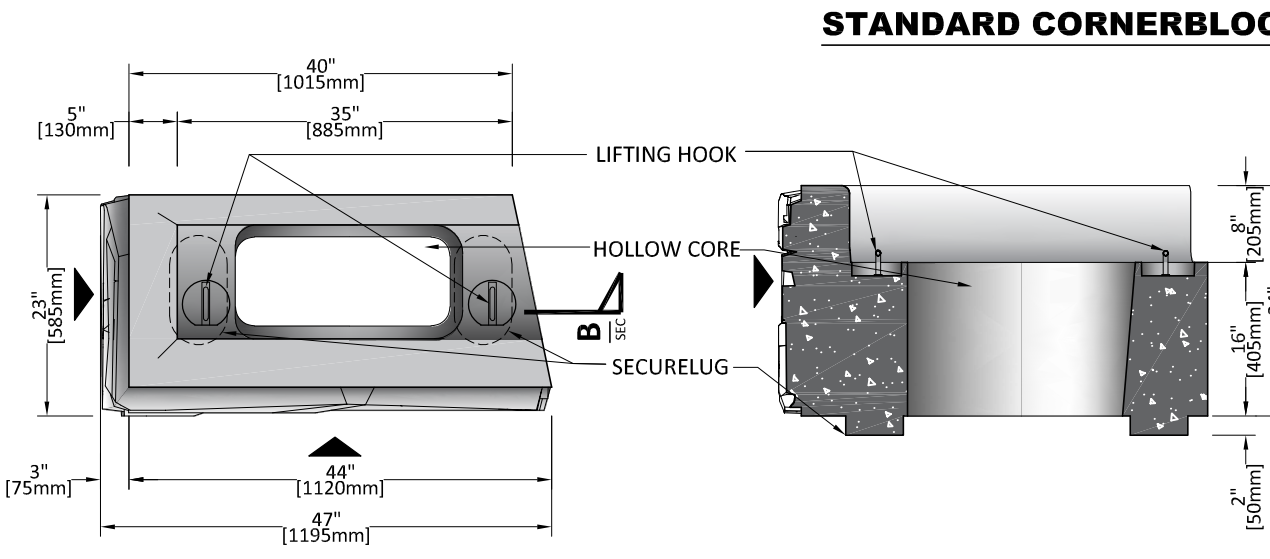
Each site-specific wall should be certified and signed by a registered geotechnical engineer in the State or Province that it is being built.

The accuracy and use of the details in this document are the sole responsibility of the user.



PLAN (R-SIDE)

SECTION - C



PLAN (L-SIDE)

SECTION - B

DESCRIPTION	IMPERIAL	METRIC
Face Width	47"	1195 mm
Side Width	23"	585 mm
Height	24"	610 mm
Face Area	11.67 ft <sup>2</sup>	1.08 m <sup>2</sup>
Weight (±)	1700 lbs	771.11 kg
Setback	2.4°	



03	REAR PANEL ADJUSTED	09/03/2024
02	DETAIL DRAWING	11/03/2023
Rev	DESCRIPTION	DATE

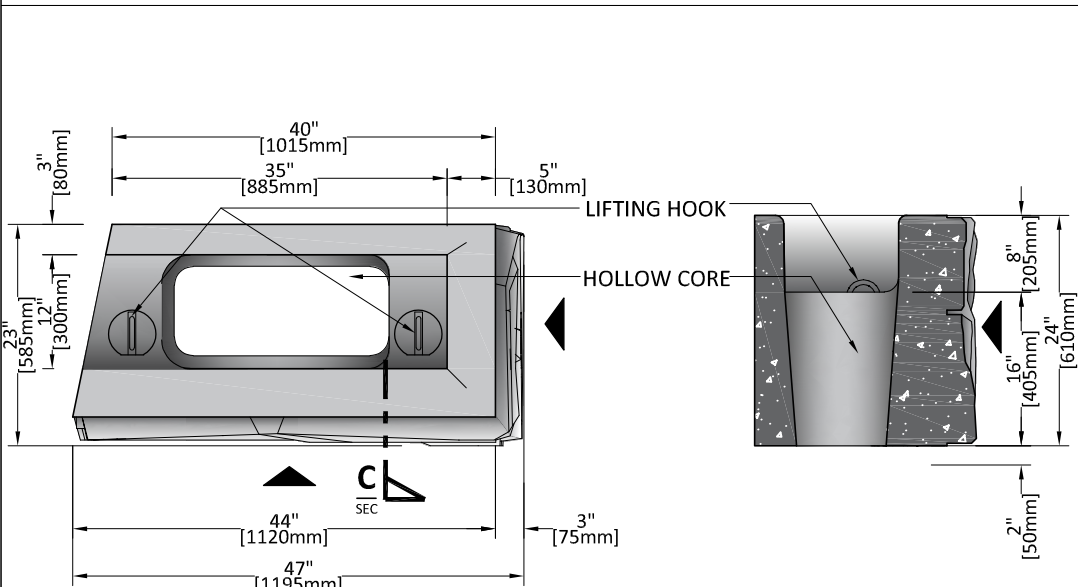
REMARKS:

PURPOSE OF ISSUE:

- ☐ INFORMATION
- ☐ REVIEW / APPROVAL
- ☐ PRODUCTION

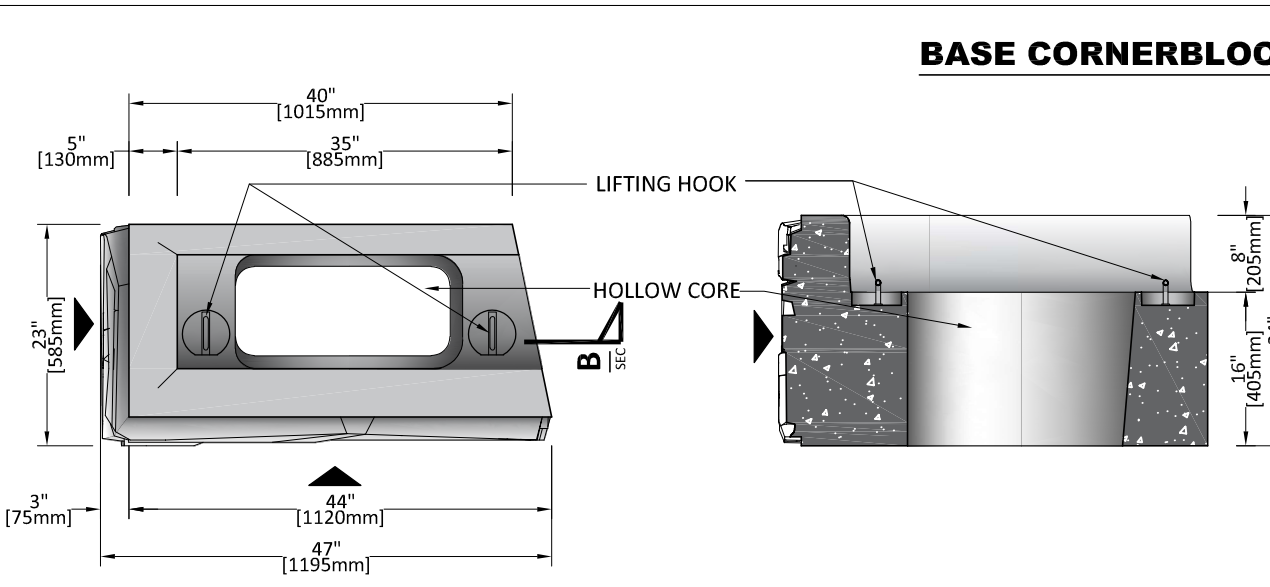
SHEET CONTENT

MAGNUMSTONE®  
CORNER BLOCK  
GENERAL INFORMATION



PLAN (R-SIDE)

SECTION - C



PLAN (L-SIDE)

SECTION - B

DESCRIPTION	IMPERIAL	METRIC
Face Width	47"	1195 mm
Side Width	23"	585 mm
Height	24"	610 mm
Face Area	11.67 ft <sup>2</sup>	1.08 m <sup>2</sup>
Weight (±)	1675 lbs	760.0 kg
Setback	2.4°	



SHEET REFERENCE

101

2106-MS-GEN

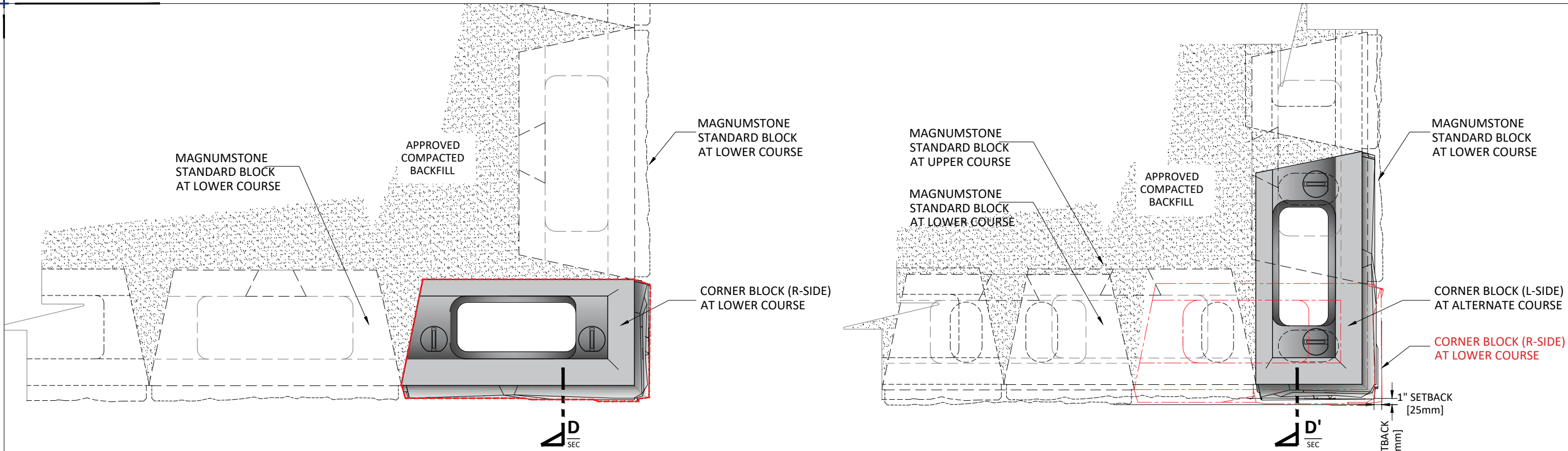
DRAWING INFORMATION

SCALE : AS INDICATED  
PAPER SIZE: 17" WD X 11" HT  
PREPARED BY: RM



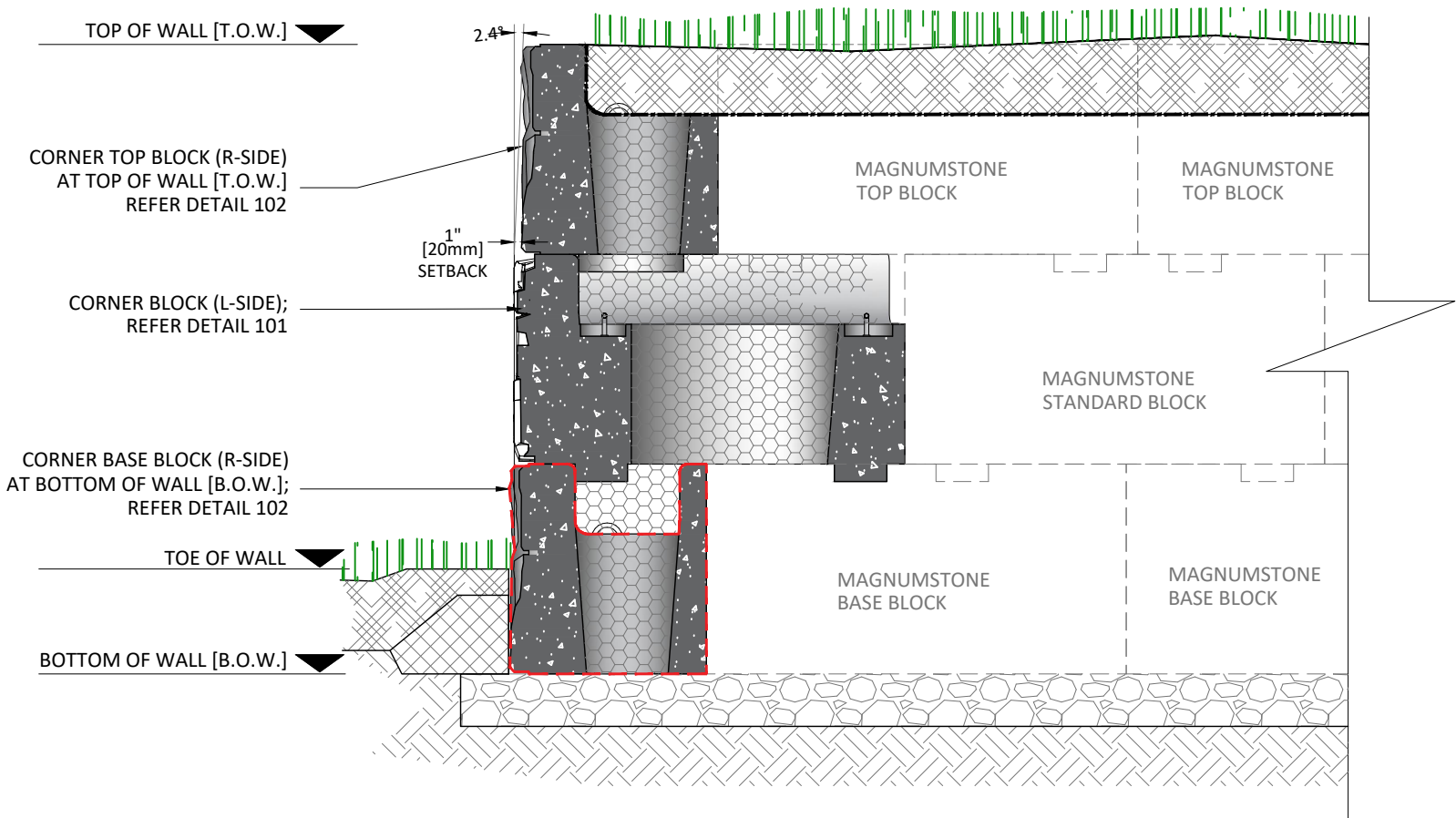
MagnumStone®  
RETAINING WALLS

www.MAGNUMSTONE.com | 1 (800) 939-9193



TYPICAL PLAN - D (EVEN COURSES)

TYPICAL PLAN - D' (ALTERNATE COURSES)



TYPICAL CROSS SECTION - D

**GENERAL NOTES:**  
These drawings are intended solely to act as an aid when designing a wall. This drawing should not be used for final design or construction.  
Each site-specific wall should be certified and signed by a registered geotechnical engineer in the State or Province that it is being built.  
The accuracy and use of the details in this document are the sole responsibility of the user.

03	REAR PANEL ADJUSTED	09/03/2024
02	DETAIL DRAWING	11/03/2023
Rev	DESCRIPTION	DATE

**REMARKS:**


**PURPOSE OF ISSUE:**  
☐ INFORMATION  
☐ REVIEW / APPROVAL  
☐ PRODUCTION

**SHEET CONTENT**  
**MAGNUMSTONE®**  
**CORNER BLOCK**  
**TYPICAL CROSS SECTION**

**SHEET REFERENCE**  
**201**  
**2106-MS-GEN**

**DRAWING INFORMATION**  
SCALE : AS INDICATED  
PAPER SIZE: 17" WD X 11" HT  
PREPARED BY: RM





**TOP CORNERBLOCK  
(R-SIDE)**

**CORNERBLOCK  
(L-SIDE)**

**BASE CORNERBLOCK  
(R-SIDE)**

**GENERAL NOTES:**

These drawings are intended solely to act as an aid when designing a wall. This drawing should not be used for final design or construction.

Each site-specific wall should be certified and signed by a registered geotechnical engineer in the State or Province that it is being built.

The accuracy and use of the details in this document are the sole responsibility of the user.

03	REAR PANEL ADJUSTED	09/03/2024
02	DETAIL DRAWING	11/03/2023
Rev	DESCRIPTION	DATE

**REMARKS:**

**PURPOSE OF ISSUE:**

- ☐ INFORMATION
- ☐ REVIEW / APPROVAL
- ☐ PRODUCTION

**SHEET CONTENT**

**MAGNUMSTONE®  
CORNER BLOCK  
PERSPECTIVE**

**SHEET REFERENCE**

**301**  
**2106-MS-GEN**

**DRAWING INFORMATION**

SCALE : AS INDICATED  
PAPER SIZE: 17" WD X 11" HT  
PREPARED BY: RM

