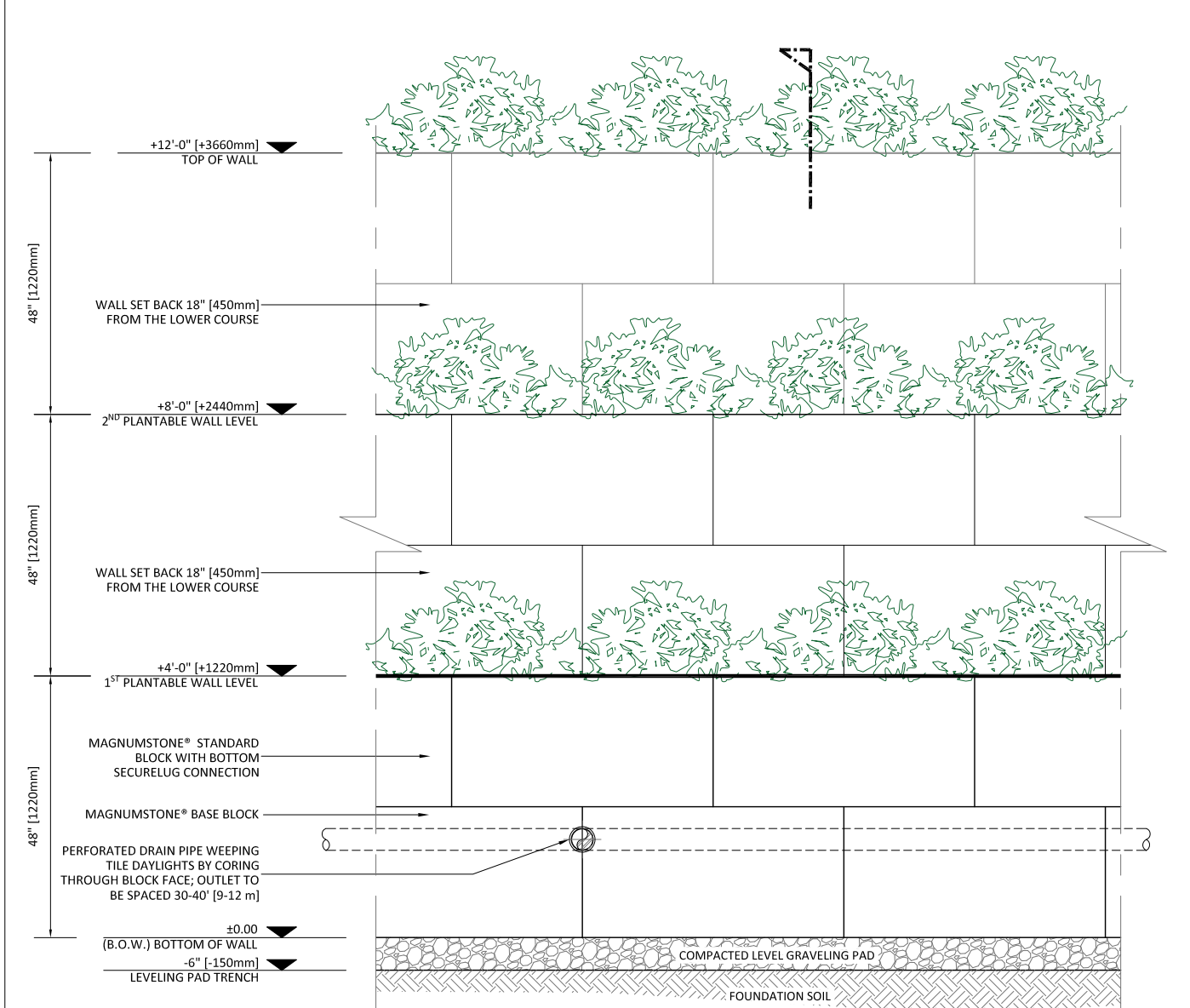
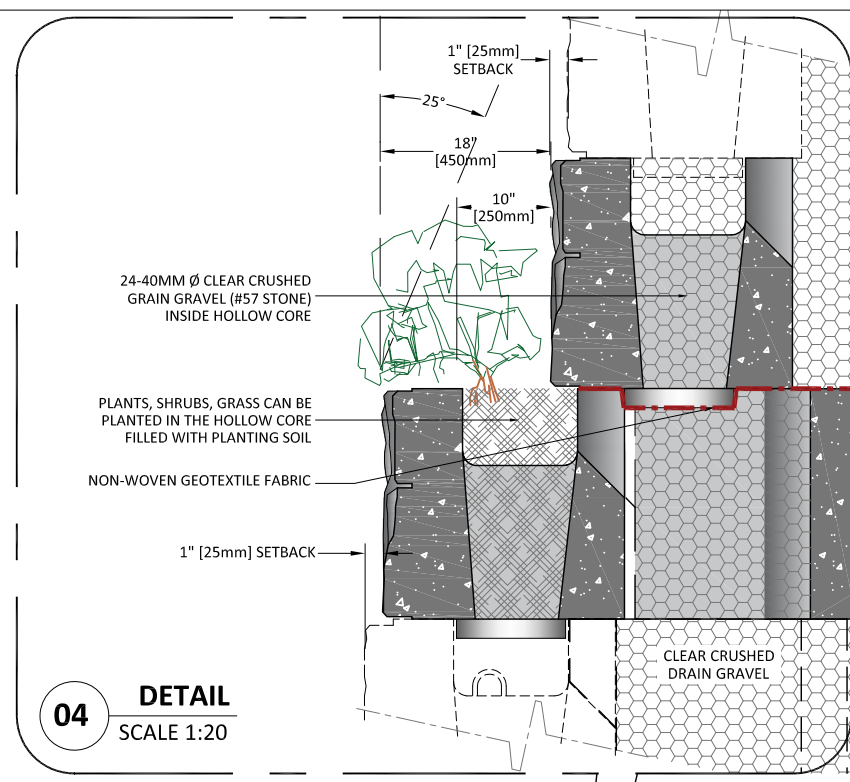


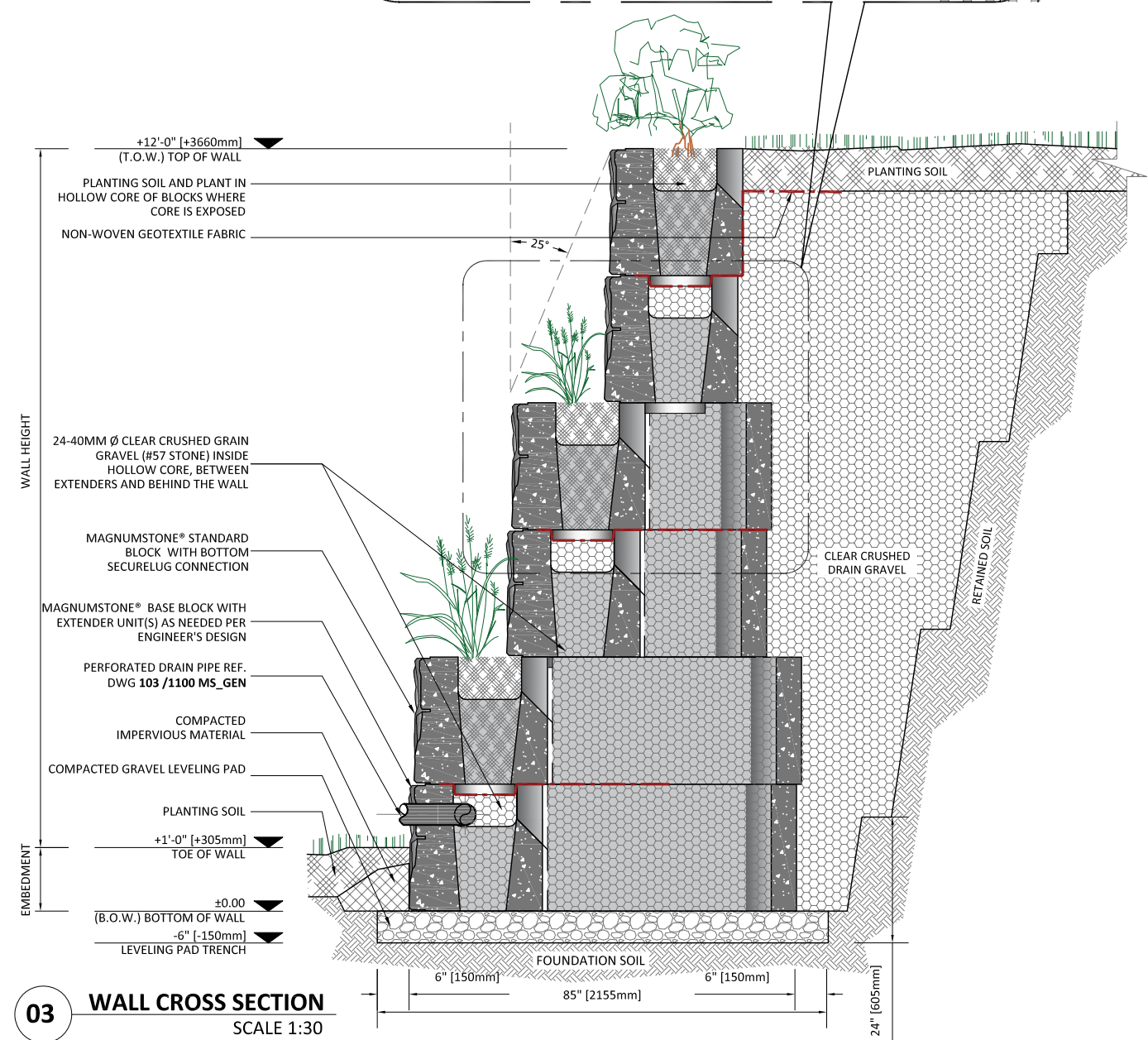
**01 PLAN**



**02 FRONT ELEVATION**  
SCALE 1:30



**04 DETAIL**  
SCALE 1:20



**03 WALL CROSS SECTION**  
SCALE 1:30

**GENERAL NOTES:**

These drawings are intended solely to act as an aid when designing a wall. This drawing should not be used for final design or construction.

Each site-specific wall should be certified and signed by a registered geotechnical engineer in the State or Province that it is being built.

The accuracy and use of the details in this document are the sole responsibility of the user.

Rev	DESCRIPTION	DATE
01	ADDENDUM INFORMATION	08-10-2023
00	INTERNAL APPROVAL	07-01-2023

REMARKS:

PURPOSE OF ISSUE:

INFORMATION

REVIEW / APPROVAL

PRODUCTION

**SHEET CONTENT**

**MAGNUMSTONE® PLANTABLE WALL CROSS SECTION WALL DETAILS**

**SHEET REFERENCE**

**101**

1104-MS-PLT

DRAWING INFORMATION

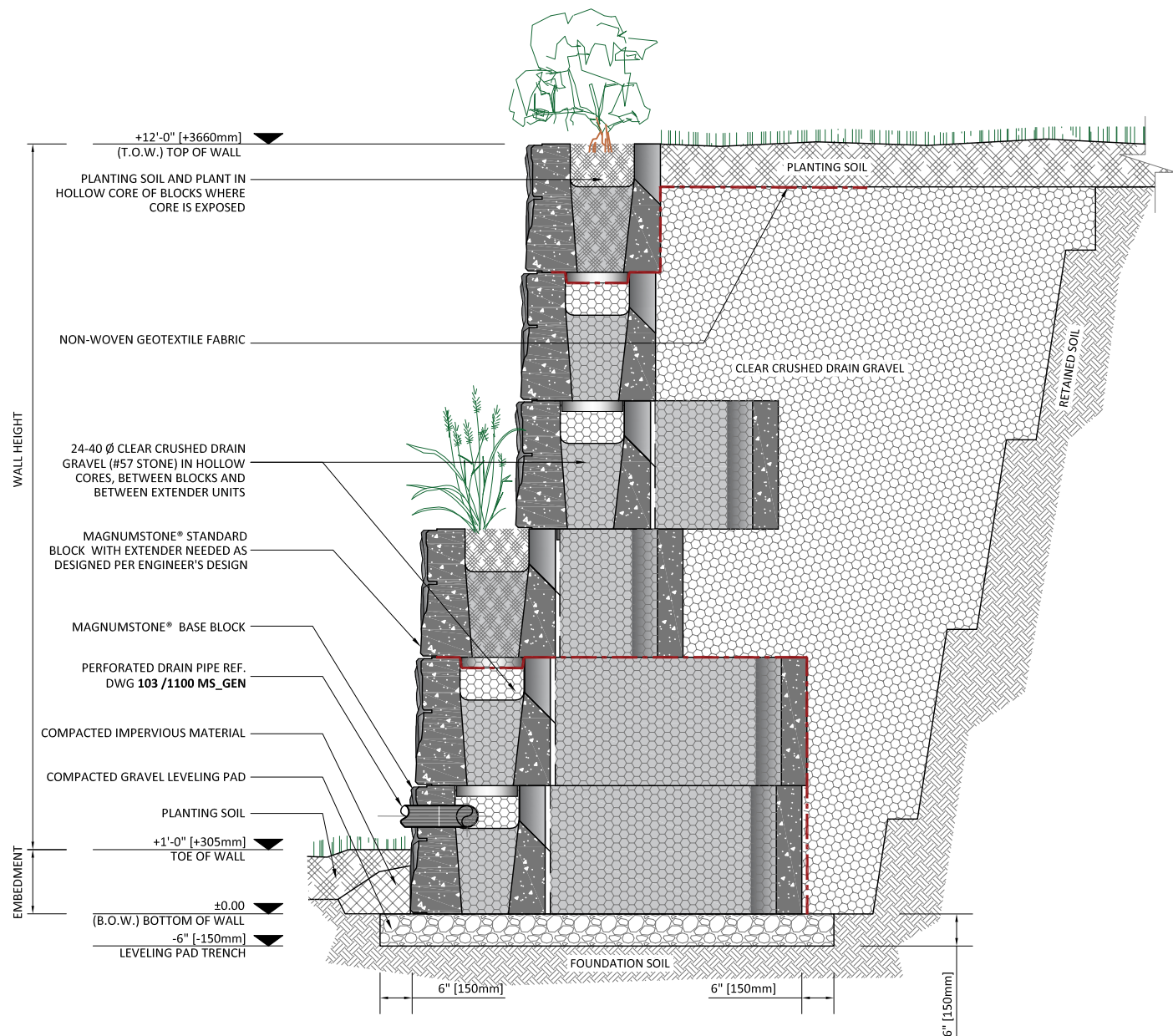
SCALE: AS INDICATED

PAPER SIZE: 17" WD X 11" HT

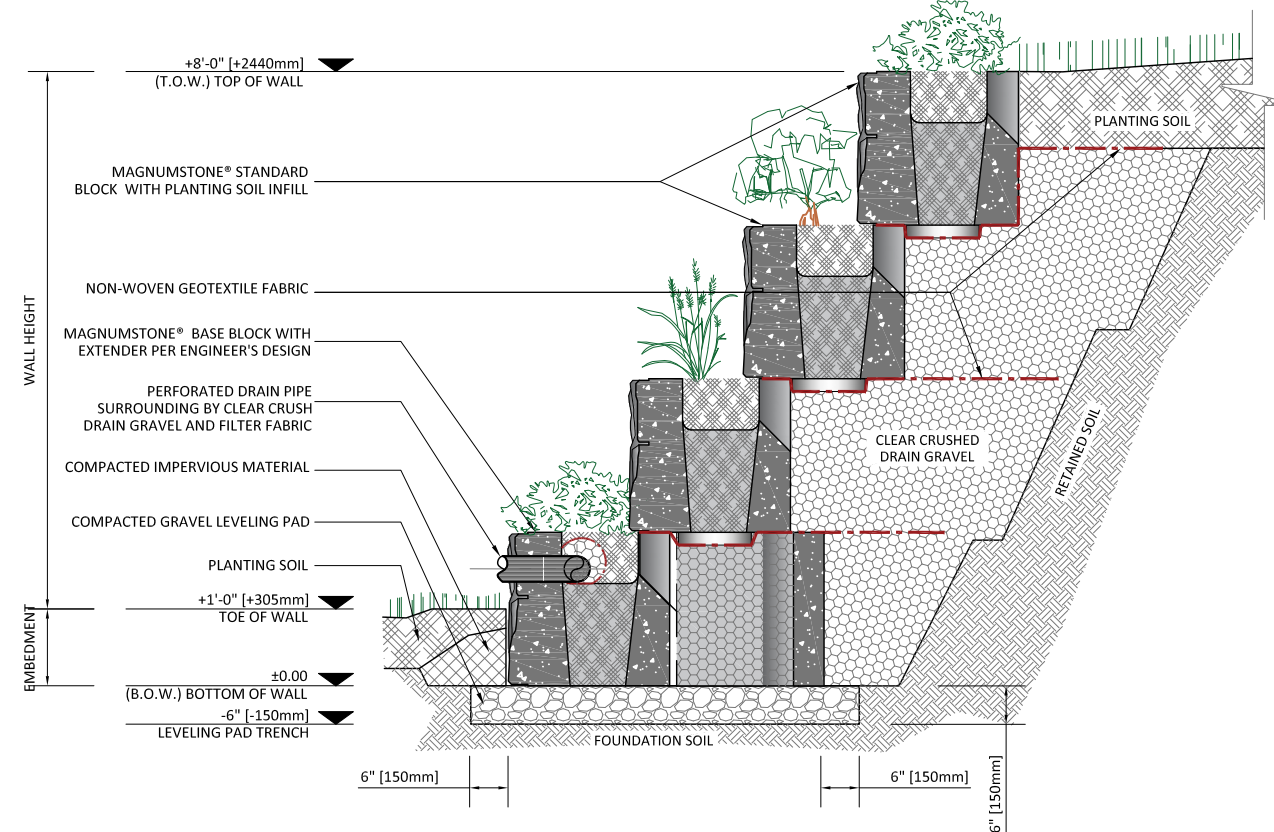
PREPARED BY: RM







**01** CROSS SECTION - OPTION 2  
SCALE 1:30



**02** CROSS SECTION - OPTION 3  
SCALE 1:30



FRONT ISOMETRIC



REAR ISOMETRIC

**03** ISOMETRIC VIEW

**GENERAL NOTES:**

These drawings are intended solely to act as an aid when designing a wall. This drawing should not be used for final design or construction.

Each site-specific wall should be certified and signed by a registered geotechnical engineer in the State or Province that it is being built.

The accuracy and use of the details in this document are the sole responsibility of the user.

Rev	DESCRIPTION	DATE
01	ADDENDUM INFORMATION	08-10-2023
00	INTERNAL APPROVAL	07-01-2023

**REMARKS:**

**PURPOSE OF ISSUE:**

- INFORMATION
- REVIEW / APPROVAL
- PRODUCTION

**SHEET CONTENT**

**MAGNUMSTONE® PLANTABLE WALL CROSS SECTION OPTIONS**

**SHEET REFERENCE**

**102**

**1104-MS-PLT**

**DRAWING INFORMATION**



SCALE: AS INDICATED  
PAPER SIZE: 17" WD X 11" HT  
PREPARED BY: RM



**MagnumStone**  
RETAINING WALLS

www.MAGNUMSTONE.com | 1.800.939-9193





**GENERAL NOTES:**

These drawings are intended solely to act as an aid when designing a wall. This drawing should not be used for final design or construction.

Each site-specific wall should be certified and signed by a registered geotechnical engineer in the State or Province that it is being built.

The accuracy and use of the details in this document are the sole responsibility of the user.

Rev	DESCRIPTION	DATE
01	ADDENDUM INFORMATION	08-10-2023
00	INTERNAL APPROVAL	07-01-2023

**REMARKS:**

**PURPOSE OF ISSUE:**

- INFORMATION
- REVIEW / APPROVAL
- PRODUCTION

**SHEET CONTENT**

**MAGNUMSTONE® PLANTABLE WALL PERSPECTIVE**

**SHEET REFERENCE**

**201**

**1104-MS-PLT**

**DRAWING INFORMATION**

SCALE : AS INDICATED  
 PAPER SIZE: 17" WD X 11" HT  
 PREPARED BY: RM

