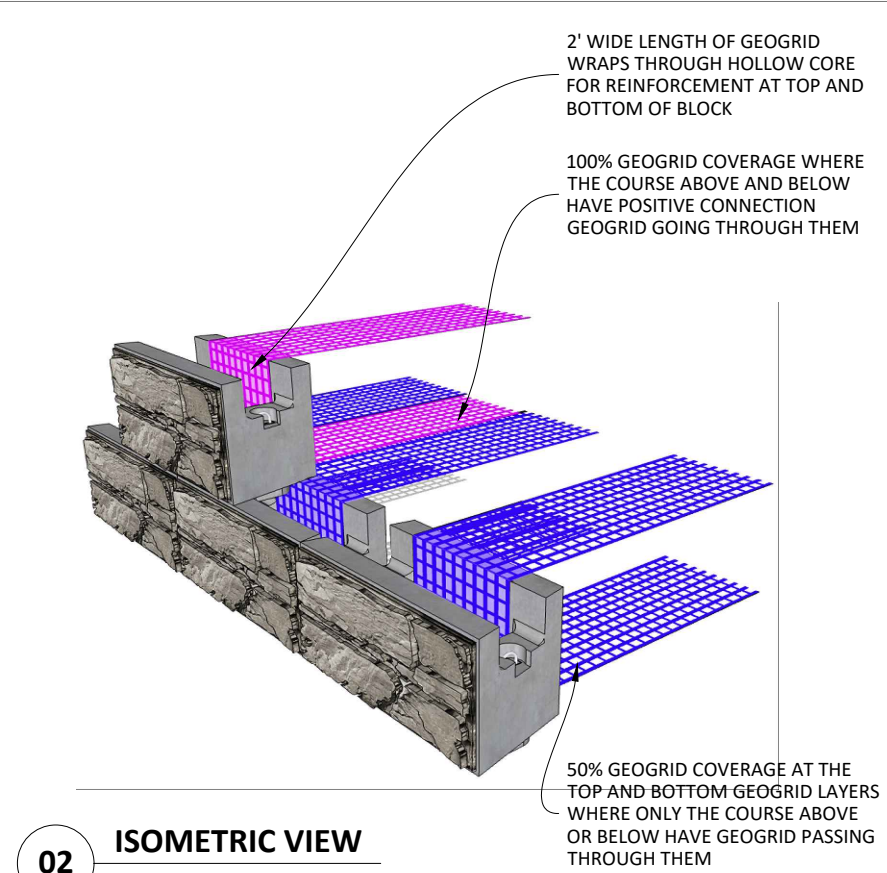
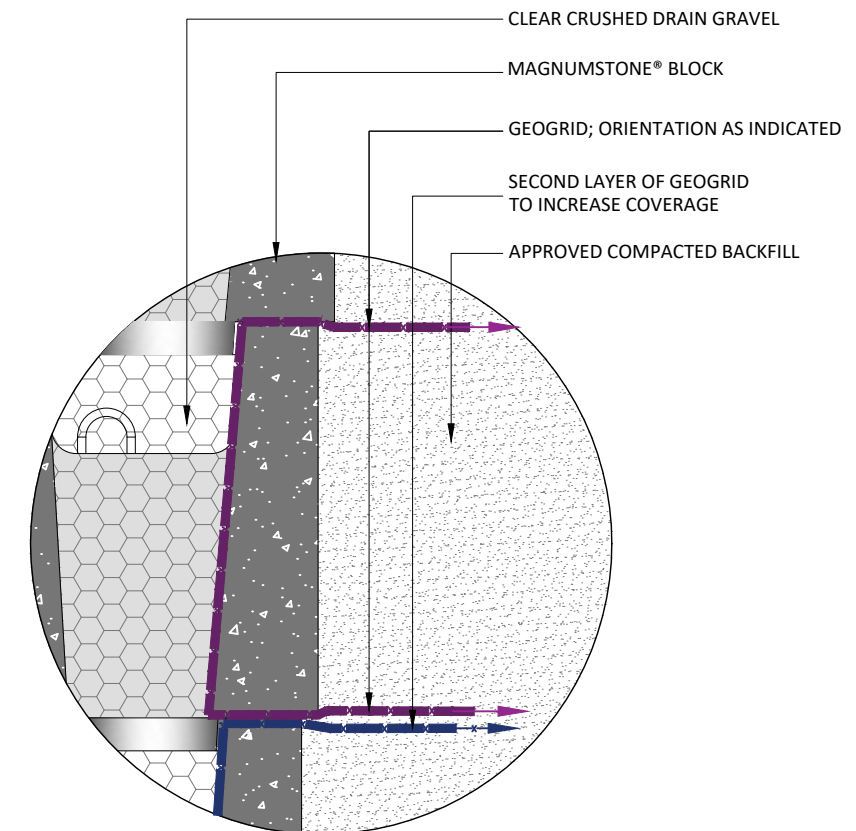


**01 WALL CROSS SECTION**  
SCALE 1:25



**02 ISOMETRIC VIEW**



**03 DETAIL**  
N.T.S.

**GENERAL NOTES:**

These drawings are intended solely to act as an aid when designing a wall. This drawing should not be used for final design or construction.

Each site-specific wall should be certified and signed by a registered geotechnical engineer in the State or Province that it is being built.

The accuracy and use of the details in this document are the sole responsibility of the user.

Rev	DESCRIPTION	DATE
01	ADDENDUM INFORMATION	08-10-2023
00	INTERNAL APPROVAL	07-01-2023

**REMARKS:**

**PURPOSE OF ISSUE:**

- INFORMATION
- REVIEW / APPROVAL
- PRODUCTION

**SHEET CONTENT**

**MAGNUMSTONE® POSITIVE CONNECTION WALL CROSS SECTIONS DETAILS**

**SHEET REFERENCE**

**101**

**1103-MS-PC**

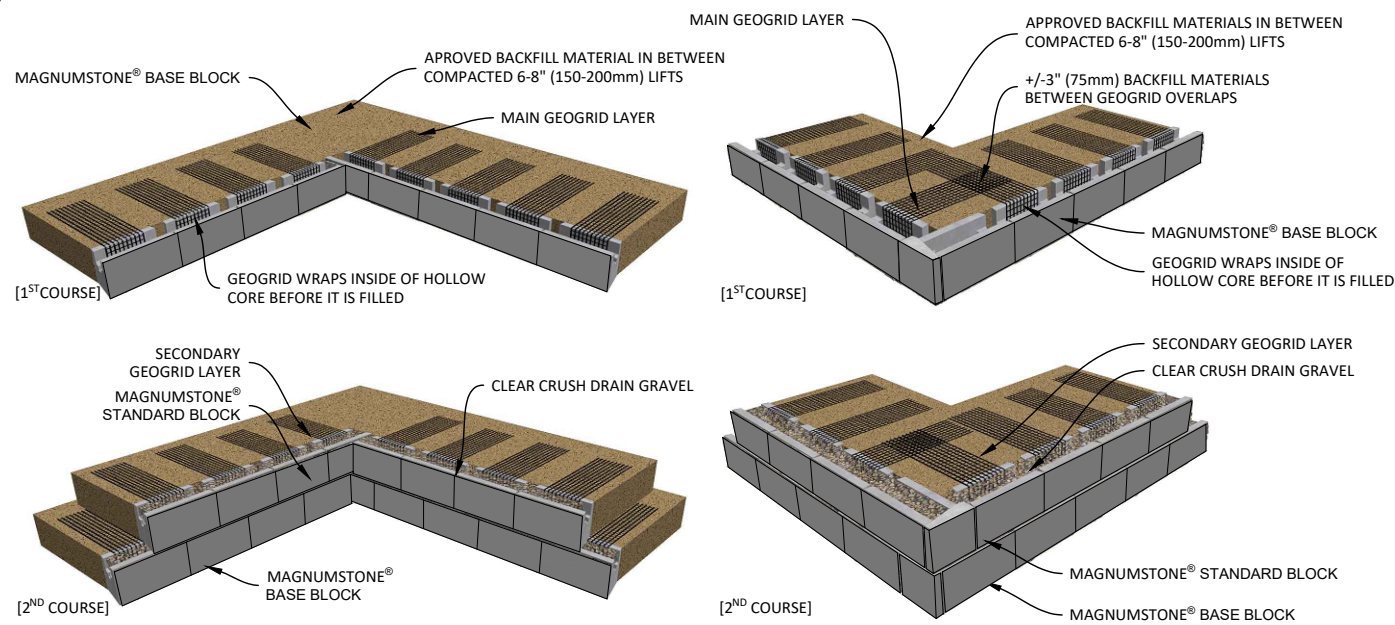
**DRAWING INFORMATION**

SCALE: AS INDICATED  
PAPER SIZE: 17" WD X 11" HT  
PREPARED BY: RM



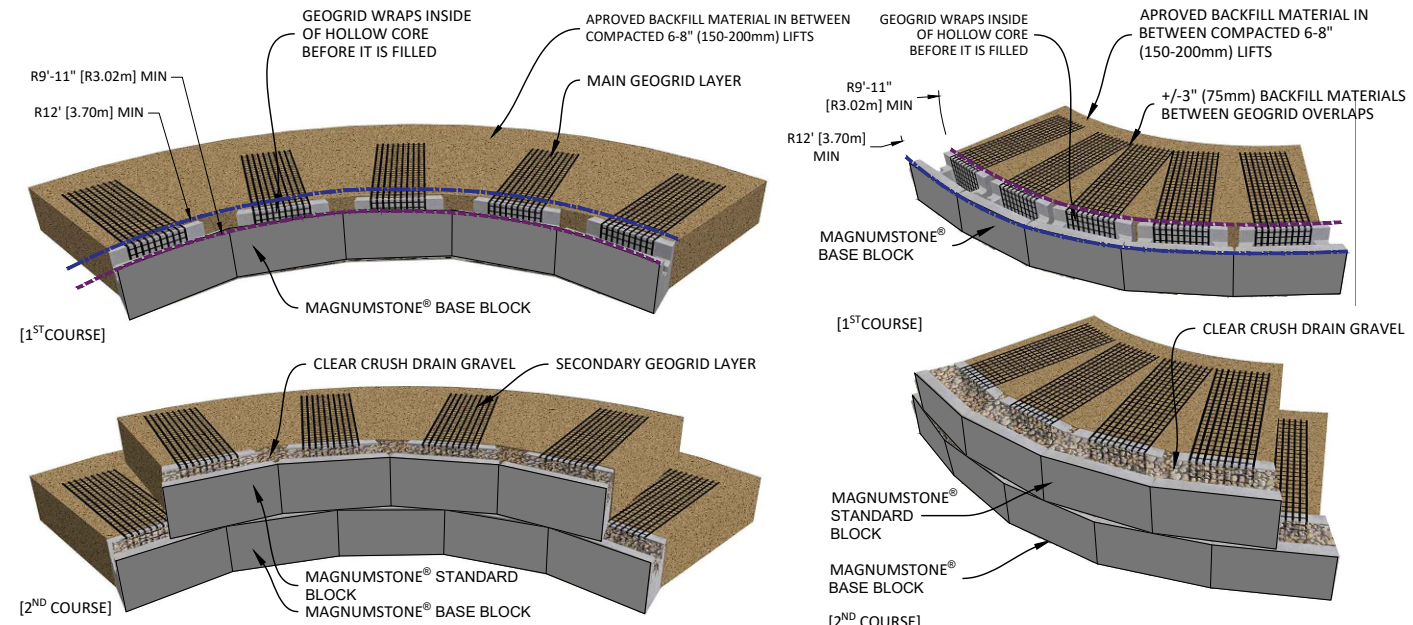
**MagnumStone®**  
RETAINING WALLS

www.MAGNUMSTONE.com | 1 (800) 939-9193



INSIDE CORNER

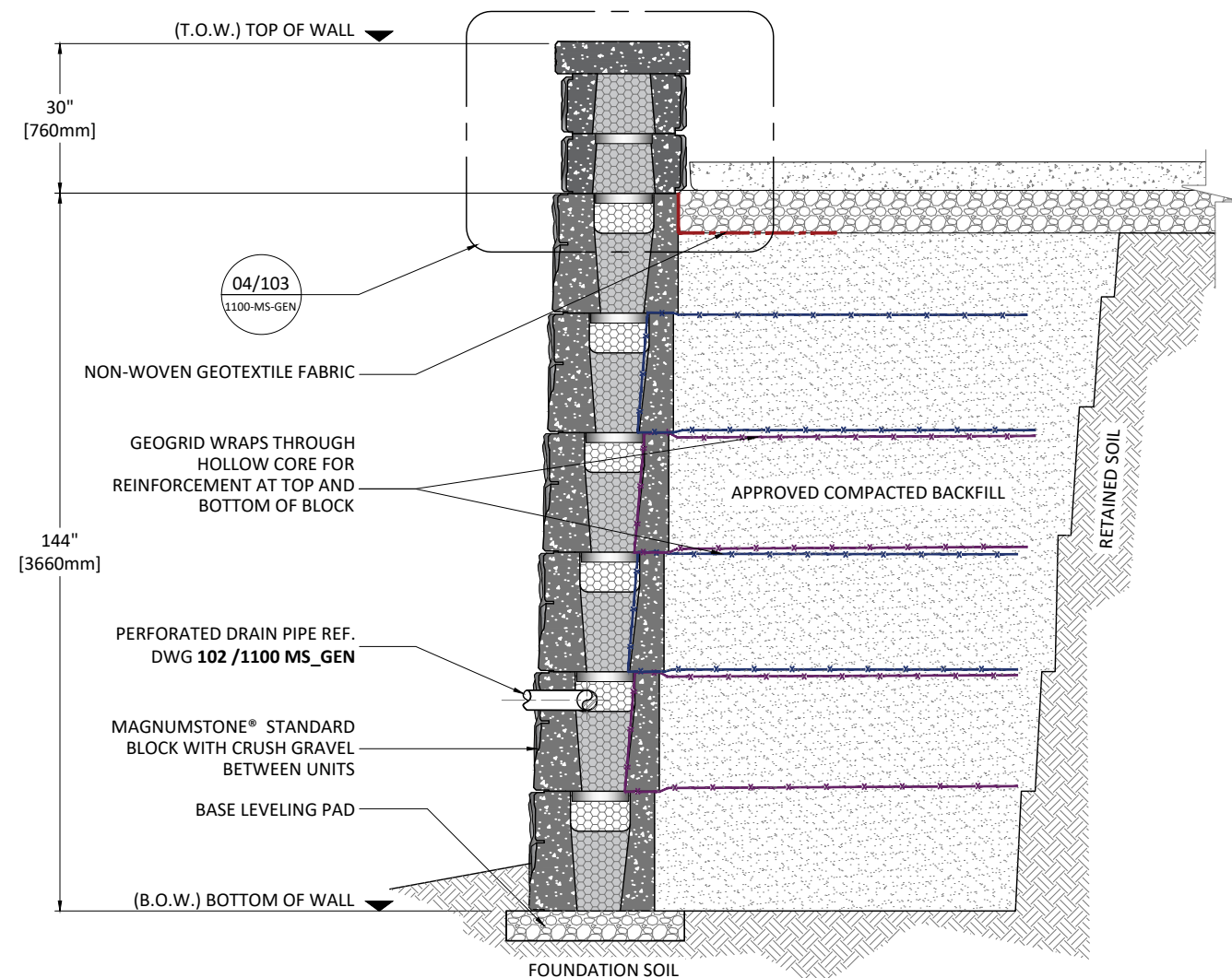
OUTSIDE CORNER



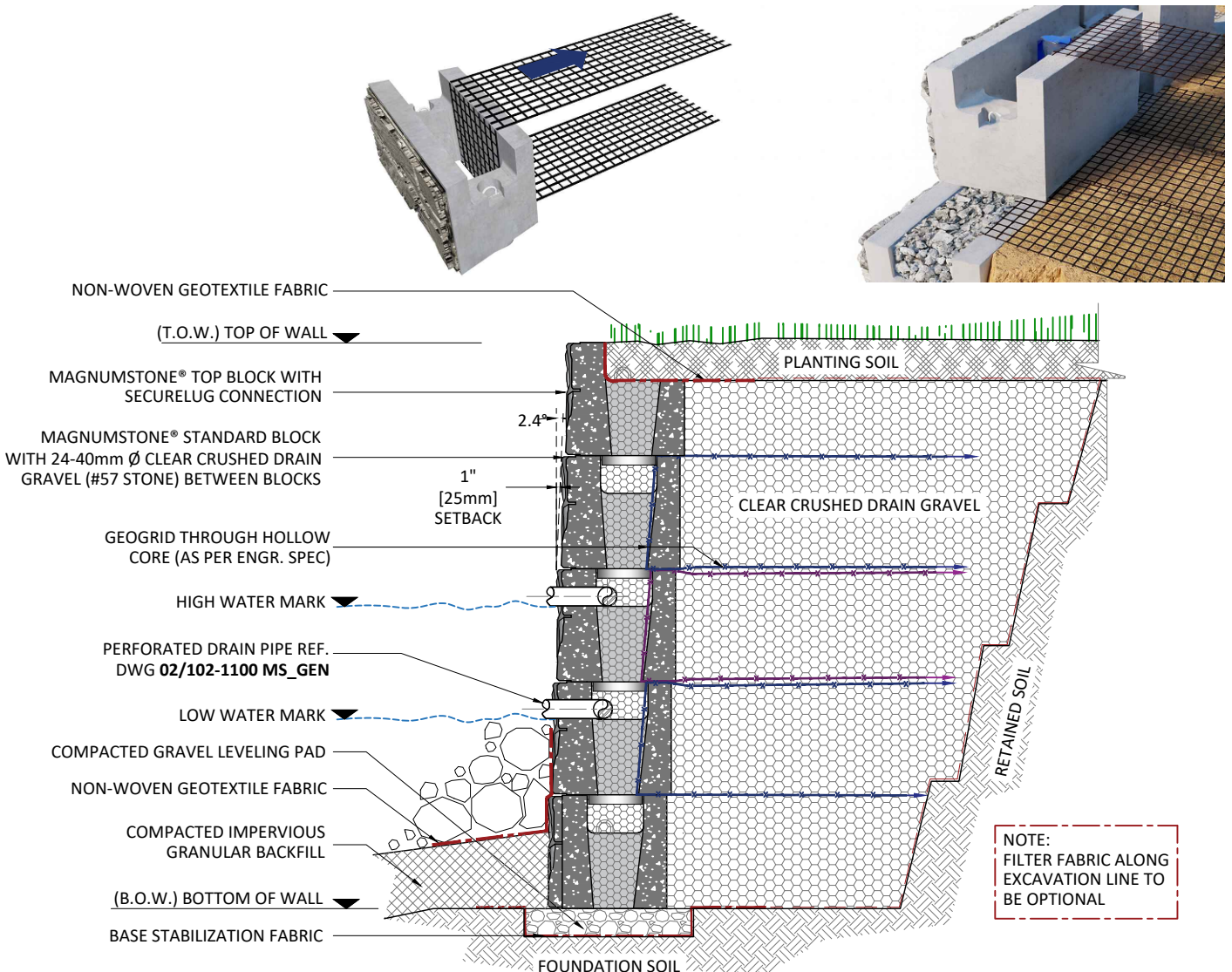
INSIDE CURVE

OUTSIDE CURVE

**01 CURVES AND CORNERS**  
N.T.S.



**02 FREESTANDING SEATING WALL ON POSITIVE CONNECTION RETAINING WALL**  
SCALE 1:50



**03 WATER APPLICATION OF POSITIVE CONNECTION RETAINING WALL**  
SCALE 1:50

**GENERAL NOTES:**  
These drawings are intended solely to act as an aid when designing a wall. This drawing should not be used for final design or construction.  
Each site-specific wall should be certified and signed by a registered geotechnical engineer in the State or Province that it is being built.  
The accuracy and use of the details in this document are the sole responsibility of the user.


<b>01</b>	<b>ADDENDUM INFORMATION</b>	<b>08-10-2023</b>
<b>00</b>	INTERNAL APPROVAL	07-01-2023
Rev	DESCRIPTION	DATE

**REMARKS:**

**PURPOSE OF ISSUE:**

INFORMATION

REVIEW / APPROVAL

PRODUCTION

**SHEET CONTENT**

**MAGNUMSTONE® POSITIVE CONNECTION COMMON APPLICATIONS**

**SHEET REFERENCE**

**102**

**1103-MS-PC**

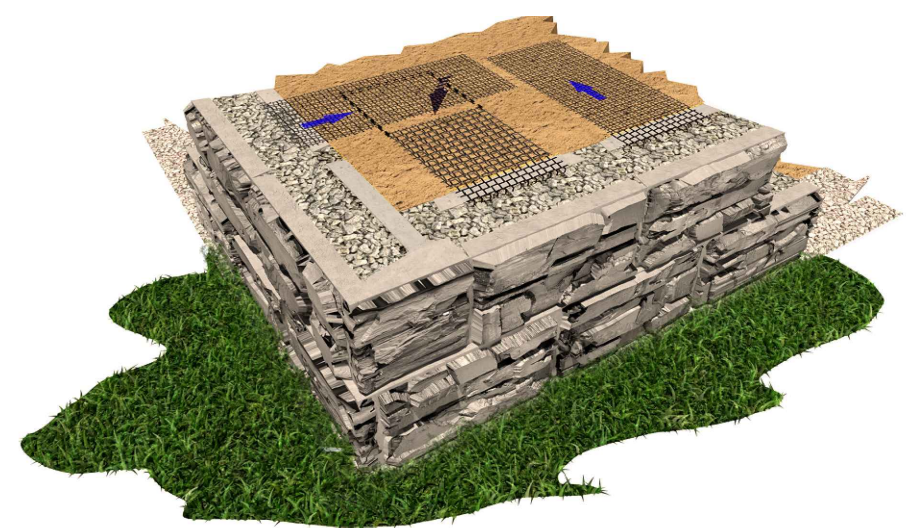
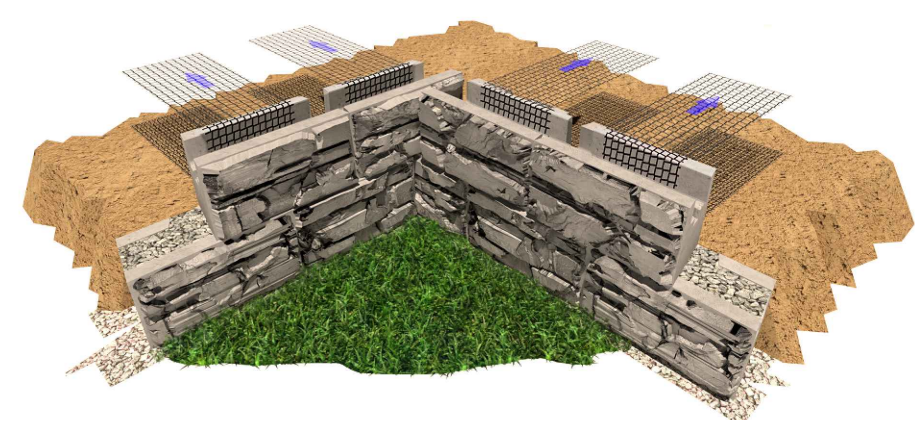



**DRAWING INFORMATION**

SCALE: AS INDICATED

PAPER SIZE: 17" WD X 11" HT

PREPARED BY: RM





**GENERAL NOTES:**

These drawings are intended solely to act as an aid when designing a wall. This drawing should not be used for final design or construction.

Each site-specific wall should be certified and signed by a registered geotechnical engineer in the State or Province that it is being built.

The accuracy and use of the details in this document are the sole responsibility of the user.

Rev	DESCRIPTION	DATE
01	ADDENDUM INFORMATION	08-10-2023
00	INTERNAL APPROVAL	07-01-2023

**REMARKS:**

- PURPOSE OF ISSUE:**
- INFORMATION
  - REVIEW / APPROVAL
  - PRODUCTION

**SHEET CONTENT**

**MAGNUMSTONE®  
POSITIVE CONNECTION  
PERSPECTIVE**

**SHEET REFERENCE**

**201**

**1103-MS-PC**

**DRAWING INFORMATION**  
 SCALE : AS INDICATED  
 PAPER SIZE: 17" WD X 11" HT  
 PREPARED BY: RM

